




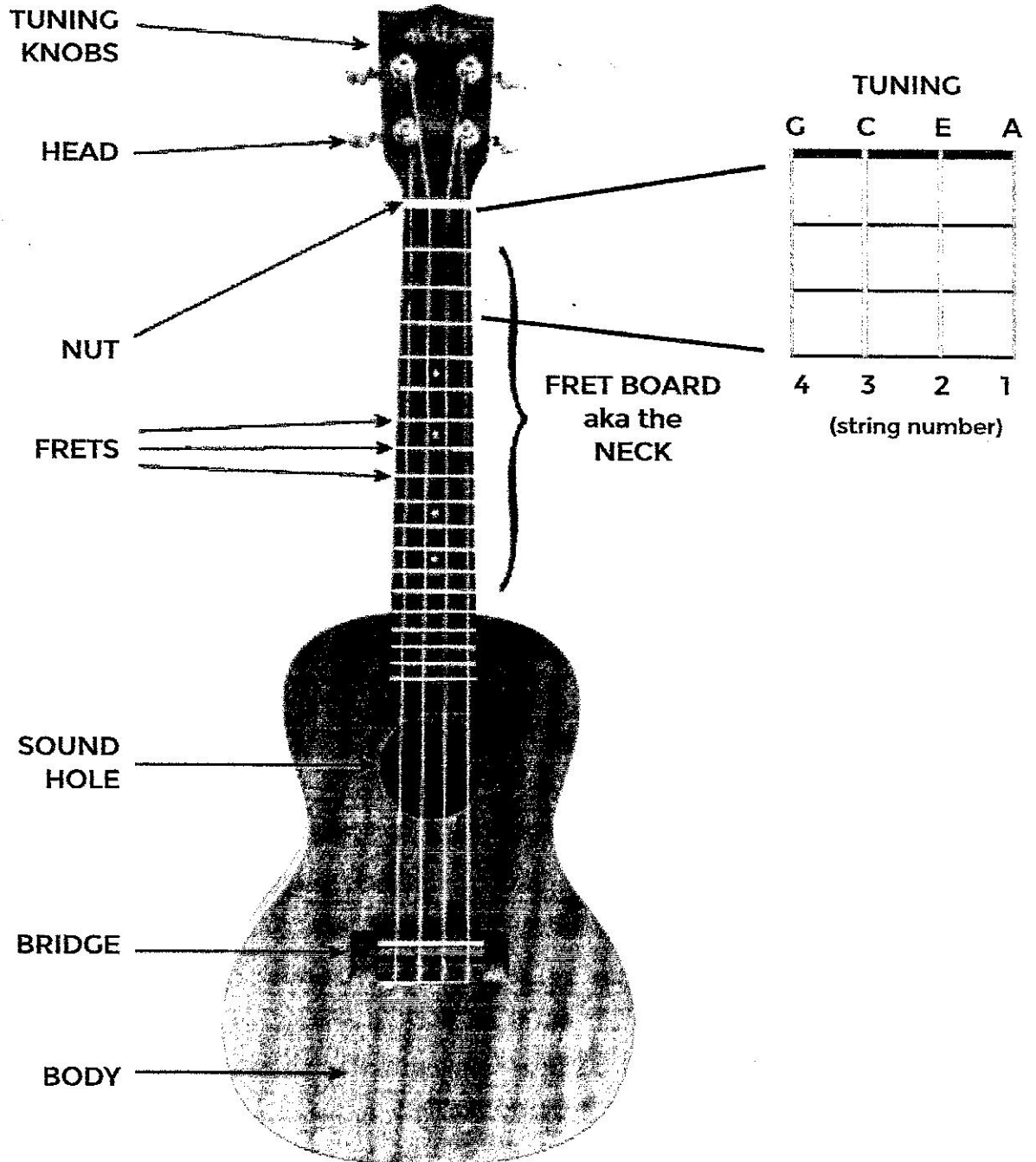
Beginner's Work Book

David Broadbent

Contents	Page
Ukulele Anatomy	2
Music on the Ukulele	3
Playing Chords	4
Six Common Ukulele Chords	5
Strumming Techniques	6
Ukulele Skills Check List #1	7
Jambalaya	8
How much is that Doggie in the Window	9
He's got the whole World in his hands	10
Clementine	11
Down in the Valley	12
Deep in the Heart of Texas	13
Two Chord Songs	14
One Song, Three Keys – Skip to my Lou	15
Three Chord Progression in keys of C & G	16
Ukulele Skills Check List #2	17
Blowin in the Wind	18
Leavin on a Jet Plane	19
All Shook Up	20
The Wild Rover	21
The B Flat (Bb) Chord	22
Three Chord Progression in key of F	23
Jamaica Farewell	24
Streets of Laredo	25
One Song, Three Keys – Down by the Riverside	26
Four Chord Progression Practice Sheet	27
Mauri's Wedding	28
Stand By Me	29
Teenager in Love	30
Chord Progression in different keys. Where have all the flowers gone	31
Song Summary	32
Appendix	33



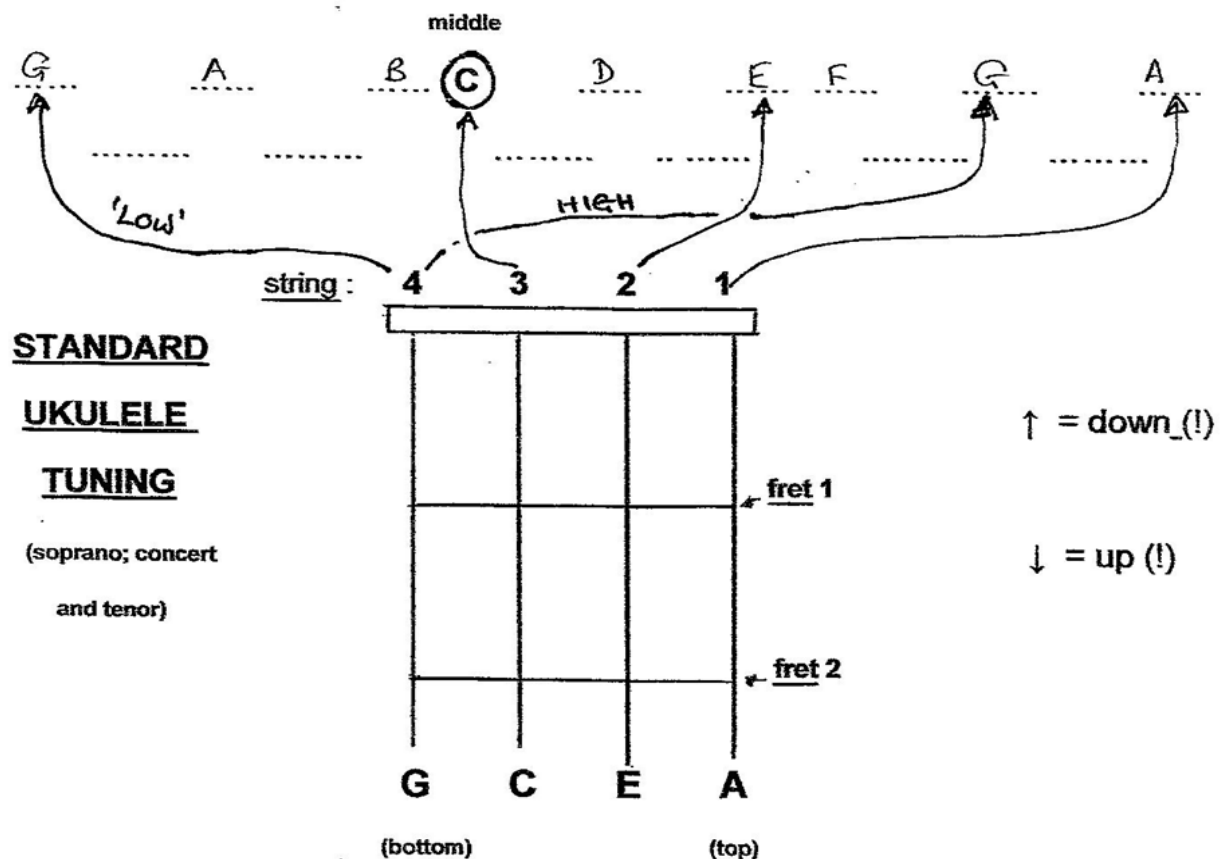
ANATOMY



Music on the Ukulele

Standard Ukulele (soprano, concert, tenor models) normally play music around the scale Middle C (C4) on a keyboard

The scale comprises :-



Remember

G..... C..... E..... A.....

Technical Bit : Standard tuning is also known as re-entrant tuning

It is unusual on a stringed instrument because normally the strings get higher in pitch as you move from the bottom (!) string to the top (!) string. This is called linear tuning and the G string is lower in pitch than the C string

Playing Chords

A chord consists of two or more notes PLAYED TOGETHER

To make a song, you need to put different chords together and strum in time
(*see below)

There are thousands of chords but for a simple song you will only need to know three or four.

Chords are represented in TWO main ways:-
e.g. the chord of F

Pictorially

The dots


Indicate where

To place your

Fingers

(Always just
Behind the Fret)

G C E A



Numerically (4 digits)

(G) (C) (E) (A)

or 2 0 1 0

Knowing the chords is actually the easy bit !


The hard part is changing from one to another. To do this, even slowly,
takes Practice

REMEMBER: Perseverance is the key!!

* To start with, just play the chords with a simple down strum


Six Commonly used Chords

F




or 2010

C7




or 0001

C




or 0003

G7




or 0212

G



or 0232

D7



or 2020

Strumming Techniques

Learning to form and change chords with your left hand, is one thing.

Getting the rhythm of the song depends on your right hand strumming those chords.

There are two main options here:-

- Using your fingers (mainly the 1st) or
- Using a plectrum (like rock guitarists).

EITHER WAY, TO SOUND GOOD YOU NEED TO STRUM IN TIME !!

(N.B. For some this may prove to be the hardest part to playing ukulele.)

Strumming examples

There are different kinds of strumming pattern but they all basically comprise combinations of DOWNSTROKE and UPSTROKE techniques.

- Downstroke (D or ↓)
Use the nail of your first finger (or plectrum) to strum down all four strings)
- Upstroke (U or ↑)
Use the fleshy part of the first finger (or plectrum) to strum up all four strings.

Most songs can be played with a simple down-up-down-up (DUDU) combination. This is called the "Common Strum".

Another "all-purpose" technique is the down-down-up-up-down-up (↓↓ ↑↑ ↓ ↑) which can make songs sound even better.

N.B. If the song is not in standard) 4/4 time then a different strum pattern is needed.

e.g. for $\frac{3}{4}$ (waltz) time we use D U D (↓ ↑ ↓) or variations of it.

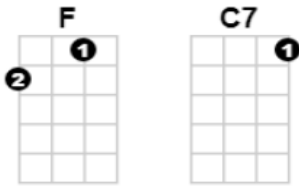
UKULELE SKILLS CHECKLIST (U3A)

Record Sheet 1

- Tuning a ukulele using a chromatic device. _____
- Strumming in (a) 4/4 time (DUDU) _____
- Strumming in (b) 3/4 time (DUD) _____
- Forming the Chords ("clean" sound!)

F	_____	C7	_____
C	_____	G7	_____
G	_____	D7	_____
- Changing quickly from

(a)	F to C7 to F	_____
(b)	C to G7 to C	_____
(c)	G to D7 to G	_____
- Performing
(verse and chorus) to (a) **"Jambalaya" (F/C7)** _____
 (b) **"Clementine" (C/G7)** _____
 (c) **"Heart of Texas" (G/D7)** _____
- Changing quickly from (a) C to F to G7 to C _____
 (b) G to C to D7 to G _____
- Performing
(verse and chorus) to **"Leaving on a Jet Plane"** _____
 "Blowin in the Wind" _____
 "The Wild Rover" _____



Goodbye, [F] Joe, me gotta go, me oh [C7] my oh
Me gotta go, pole the pirogue down the [F] bayou
My Yvonne, the sweetest one, me oh [C7] my oh.
Son of a gun, we'll have big fun on the [F] bayou.

Chorus:

Jamba- [F] -laya and a crawfish pie and fillet [C7] gumbo
'Cause tonight I'm gonna see my ma cher [F] amio
Pick guitar, fill fruit jar and be [C7] gay-o
Son of a gun, gonna have big fun on the [F] bayou

Thibod- [F] -aux, Fontaineaux, the place is [C7] buzzin'
Kinfolk come to see Yvonne by the [F] dozen
Dress in style and go hog wild, me oh [C7] my oh
Son of a gun, we'll have big fun on the [F] bayou

Chorus:

Jamba- [F] -laya and a crawfish pie and fillet [C7] gumbo
'Cause tonight I'm gonna see my ma cher [F] amio
Pick guitar, fill fruit jar and be [C7] gay-o
Son of a gun, gonna have big fun on the [F] bayou

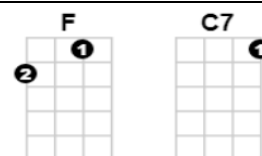
Settle [F] Down far from town get me a [C7] pirogue
And I'll catch all the fish in the [F] bayou
Swap my mon to buy Yvonne what she [C7] need-oh
Son of a gun, we'll have big fun on the [F] bayou

Chorus:

Jamba- [F] -laya and a crawfish pie and fillet [C7] gumbo
'Cause tonight I'm gonna see my ma cher [F] amio
Pick guitar, fill fruit jar and be [C7] gay-o
Son of a gun, gonna have big fun on the [F] bayou

How Much is that Doggie in the Window

3/4 Time



How [F] much is that doggie in the [C7] win-dow?

The one with the waggled [F] tail

How much is that doggie in the [C7] win-dow?

I do hope that doggie's for [F] sale

I [F] must take a trip to Cali-[C7] -forn-ia

And leave my poor sweetheart a- [F] -lone

If he has a dog, she won't be [C7] lonesome

And the doggie will have a good [F] home

How [F] much is that doggie in the [C7] win-dow?

The one with the waggled [F] tail

How much is that doggie in the [C7] win-dow?

I do hope that doggie's for [F] sale

I read in the papers, there are [C7] rob-bers

With flash lights that shine in the [F] dark

My love needs a doggie to protect [C7] her

And scare them away with one [F] bark

How [F] much is that doggie in the [C7] win-dow?

The one with the waggled [F] tail

How much is that doggie in the [C7] win-dow?

I do hope that doggie's for [F] sale

I [F] don't want a bunny or a [C7] kit-ty

I don't want a parrot that [F] talks

I don't want a bowl of little [C7] fishes

You can't take a goldfish for [F] walks

How [F] much is that doggie in the [C7] win-dow?

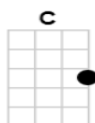
The one with the waggled [F] tail

How much is that doggie in the [C7] win-dow?

I do hope that doggie's for [F] sale

He's got the Whole World in His Hands

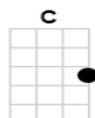
4/4 1..2..123



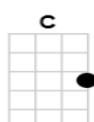
He's got the whole world in his hands



He's got the whole , wide world in his hands



He's got the whole world in his hands



He's got the whole world in his hands

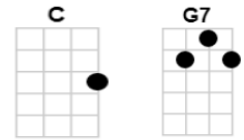
2. Little Bitty Baby

3. You and me, brothers / You and me, sisters

4 Everybody here

5 The fifth and sixth graders

3/4 Time



In a [C] cavern, in a canyon, excavating for a [G7] mine,
Dwelt a miner, forty-[C]niner, and his [G7] daughter Clemen- [C] -tine.

Chorus:

Oh my [C] darling, oh my darling, oh my daughter Clemen- [G7] -tine
Thou art lost and gone [C] forever, dreadful [G7] sorry, Clemen- [C] -tine.

Light she [C] was, and like a fairy, and her shoes were number [G7] nine,
Herring boxes without [C] toposes, sandals [G7] were for Clemen- [C] -tine.

Chorus

Oh my [C] darling, oh my darling, oh my daughter Clemen- [G7] -tine
Thou art lost and gone [C] forever, dreadful [G7] sorry, Clemen- [C] -tine.

Drove she [C] ducklings to the water every morning just at [G7] nine,
Hit her foot against a [C] splinter, fell in [G7] to the foaming [C] brine.

Chorus

Oh my [C] darling, oh my darling, oh my daughter Clemen- [G7] -tine
Thou art lost and gone [C] forever, dreadful [G7] sorry, Clemen- [C] -tine.

Ruby [C] lips above the water, blowing bubbles soft and [G7] fine,
But a- las, I was no [C] swimmer, so I [G7] lost my Clemen- [C] -tine.

Chorus

Oh my [C] darling, oh my darling, oh my daughter Clemen- [G7] -tine
Thou art lost and gone [C] forever, dreadful [G7] sorry, Clemen- [C] -tine.

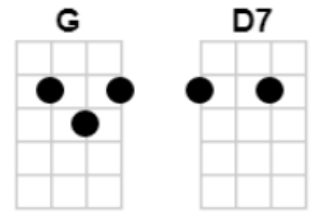
Then the [C] miner, forty niner soon began to peak and [G7] pine
Thought he oughter jine [C] his daughter now he's [G7] with his Clemen- [C] -tine.

Chorus

Oh my [C] darling, oh my darling, oh my daughter Clemen- [G7] -tine
Thou art lost and gone [C] forever, dreadful [G7] sorry, Clemen- [C] -tine.

In my [C] dreams she still doth haunt me, robed in garments soaked in [G7] brine,
Though in life I used to [C] hug her, now she's [G7] dead I draw the [C] line!

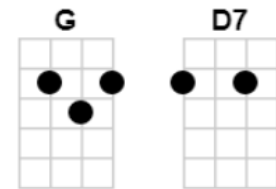
This song is in 3/4 timing so count "One-two-three, One-two-three" etc



[G] Down in the valley, the valley so [D7] low
Hang your head over, hear the wind [G] blow
Hear the wind blow dear, hear the wind [D7] blow
Late in the evening, hear the train [G] blow

[G] Roses love sunshine violets love [D7] dew
Angels in heaven know I love [G] you
Know I love you dear know I love [D7] you
Angels in heaven know I love [G] you

[G] Down in the valley, the valley so [D7] low
Hang your head over, hear the wind [G] blow
Hear the wind blow dear, hear the wind [D7] blow
Late in the evening, hear the train [G] blow



The [G] stars at night are big and bright (4 stamps)

Deep in the heart of Tex- [D7] -as

The prairie sky is wide and high (4 stamps)

Deep in the heart of Tex- [G] -as

The [G] sage in bloom is like perfume (4 stamps)

Deep in the heart of Tex- [D7] -as

Reminds me of the one I love (4 stamps)

Deep in the heart of Tex- [G] -as

The [G] cowboys cry "Ki-yip-pee ay-ay" (4 stamps)

Deep in the heart of Tex- [D7] -as

The doggies bawl and bawl "ya all" (4 stamps)

Deep in the heart of Tex- [G] -as

Two Chords Songs

All these songs have only two chords in them.

If played in the key of C you will need to know C and G7

If played in the key of G you will need to know G and D7

If played in the key of F you will need to know F and C7

Once mastered in one key (suggest you start with C) then try and play them in G and F. (You could copy the C version and write in the new chords)

Aloutte

Blow the man down

Buffalo Gals

Clementine

Deep in the heart of Texas

Don't let the stars get in your eyes

Down by the riverside

Down in the valley

Fiddler on the roof

Gentle on my mind

Get along little doggie

Gonna get along without you

Hail, hail the gangs all here

He's got the whole world in his hands

How much is that doggie in the window

It ain't gonna rain no more

Jambalaya

La cucharacha

Love makes the world go round

Marianne

Music, music, music

Oakie from Muskogee

Pistol packin mama

Play a simple melody

Polly wolly doodle

Put your arms around me, honey

Row, row, row your boat

Skip to my Lou

Singin in the rain

There'll be a hot time in the old town

Three blind mice

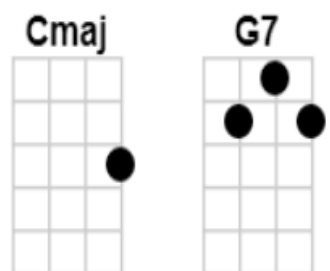
Tom Dooley

Twinkle, twinkle little star

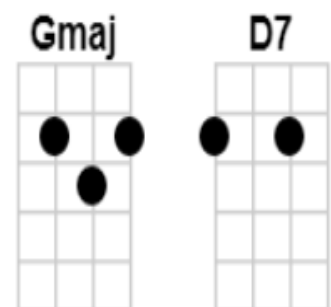
When it's springtime in the Rockies

When my blue moon turns to gold again

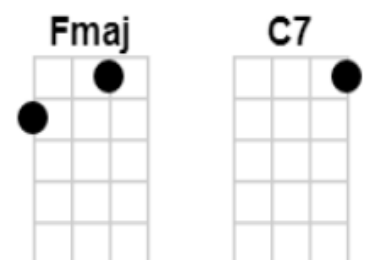
Key of C



Key of G



Key of F



If you know the lyrics of any of these songs then write them out and then attach the chords. The Golden Rule of two chord songs is – if the chord sounds wrong as you sing the tune then it is the other one.

One Song, 3 keys.

Skip to my Lou

4/4 1...2...1234

[1] Lost my partner, what'll I do [2] Lost my partner, what'll I do
[1] Lost my partner, what'll I do [2] Skip to my Lou, my [1] darlin!

[1] Skip, skip, skip to my Lou
[2] Skip, skip, skip to my Lou
[1] Skip, skip, skip to my Lou [2] Skip to my Lou, my [1] darlin!

[1] I'll get another one prettier than you. [2] I'll get another one prettier than you.
[1] I'll get another one, prettier, than you. [2] Skip to my Lou, my [1] darlin!

[1] = [F] or [C] or [G]
[2] = [C7] or [G7] or [D7]

Three Chord Progression

Many songs contain only three chords.

Those in the key of C mainly use chords C, F and G7.

For these sequences:

(1)	C	F	G7	C
(2)	C	G7	F	C

Strum (DUDU ↓↑↓↑)

- a) 4 times per chord
- b) 2 times per chord (!)
- c) 1 time per chord (!!)

Now try repeating all this in 3/4 time (DUD ↓↑↓)

in the key of G mainly use chords G, C and D7

For these sequences:

(1)	G	C	D7	G
(2)	G	D7	C	G

Strum (DUDU ↓↑↓↑)

- a) 4 times per chord
- b) 2 times per chord (!)
- c) 1 time per chord (!!)

Now try repeating all this in 3/4 time (DUD ↓↑↓)

UKULELE SKILLS CHECKLIST (U3A) Record Sheet 2

- 3 Chord Progression
Strumming (2 bars of each chord)
In (1) 4/4 time (2) 3/4 time
 - a) C – F – G7 - C _____
 - b) C - G7 -F -C _____
 - c) G - C – D7 – G _____
 - d) G – D7 – C – G _____
 - e) F – Bb – C7 – F _____
 - f) F – C7 – Bb – F _____

- Performing (verse and chorus)
 - a) Blowin in the Wind _____
 - b) Wild Rover _____
 - c) Jamaica Farewell _____

- Forming the Chords (“clean” sound!)

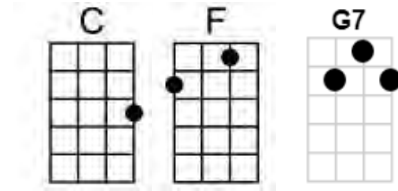
	Am_____	Em _____
	Dm_____	Bb _____

- 4 Chord Progression
Strum (2 bars each chord)
In 4/4 time
 - (a) C – Am – F – G7 - C _____
 - (b) G – Em – C – D7 - G _____
 - (c) F – Dm – Bb – C7 - F _____

- Performing
 - (a) **Mairi’s Wedding** _____
 - (b) Stand by Me _____
 - (c) Where have all the flowers gone _____

BLOWIN' IN THE WIND

4/4 1...2...1234

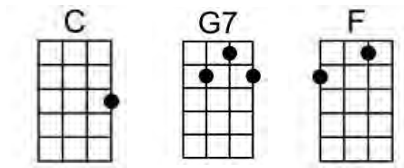


[C] How many [F] roads must a [C] man walk down before you [F] call him a [G7] man?
[C] How many [F] seas must a [C] white dove sail before she [F] sleeps in the [G7] sand?
[C] How many [F] times must the [C] cannonballs fly before they're for-[F]-ever [G7] banned
The [F] answer my [G7] friend is [C] blowin' in the [F] wind the answer is [G7] blowin' in the [C] wind

[C] How many [F] times must a [C] man look up before he can [F] see the [G7] sky
[C] How many [F] ears must [C] one man have before he can [F] hear people [G7] cry
[C] how many [F] deaths will it [C] take till he knows that too many [F] people have [G7] died
The [F] answer my [G7] friend is [C] blowin' in the [F] wind the answer is [G7] blowin' in the [C] wind

[C] How many [F] years can a [C] mountain exist before it's [F] washed to the [G7] sea?
[C] how many [F] years can some [C] people exist before they're al-[F]lowed to be [G7] free?
[C] how many [F] times can a [C] man turn his head and pretend that he [F] just doesn't [G7] see
The [F] answer my [G7] friend is [C] blowin' in the [F] wind the answer is [G7] blowin' in the [C] wind

Leaving on a Jet Plane John Denver



All my [C] bags are packed I'm [F] ready to go
I'm [C] standing here out[F]side your door
I [C] hate to wake you [F] up to say good[G7]bye
But the [C] dawn is breakin' it's [F] early morn
The [C] taxi's waitin' he's [F] blowin' his horn
Al[C]ready I'm so [F] lonesome I could [G7] die

Chorus:

So [C] kiss me and [F] smile for me
[C] Tell me that you'll [F] wait for me
[C] Hold me like you'll [F] never let me [G7] go
I'm [C] leavin' [F] on a jet plane
[C] Don't know when [F] I'll be back again
[C] Oh [F] babe I hate to [G7] go

There's so [C] many times I've [F] let you down
So[C] many times I've [F] played around
I [C] tell you now [F] they don't mean a [G7] thing
Every [C] place I go I'll [F] think of you
Every [C] song I sing I'll [F] sing for you
When [C] I come back I'll [F] wear your wedding [G7] ring

Chorus

[C] Now the time has [F] come to leave you
[C] One more time [F] let me kiss you
Then [C] close your eyes, [F] I'll be on my [G7] way
[C] Dream about the [F] days to come
When [C] I won't have to [F] leave alone
[C] About the times [F] I won't have to [G7] say

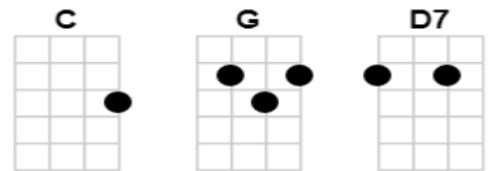
Chorus

I'm [C] leavin' [F] on a jet plane
[C] Don't know when [F] I'll be back again
[C] Oh [F] babe I hate to [G7] go C

All Shook Up

Elvis Presley 1957

G /// G /// G /// G ///



A well a [G] bless my soul what's [G] wrong with me?
I'm [G] itching like a man on a [G] fuzzy tree.
My [G] friends say I'm actin' [G] queer as a bug
I'm in love! [G] (pause) I'm All Shook Up.
Uh uh [C] huh, [D7] mmm yeah [G] yeah, yeah.

My [G] hands are shaky and my [G] knees are weak
I [G] can't seem to stand on my [G] own two feet
[G] Who do you thank when you [G] have such luck?
I'm in love! [G] (pause) I'm All Shook Up.
Uh uh [C] huh, [D7] mmm yeah [G] yeah, yeah.

Well [C] Please don't ask what's [C] on my mind
I'm a [G] little mixed up, but I'm [G] feelin' fine
When I'm [C] near that girl that I [C] love the best
My [D7] heart beats so it [D7] scares me to death

She [G] touched my hand, what a [G] chill I got,
her [G] lips are like a [G] volcano that's hot
I'm [G] proud to say that she's my [G] buttercup,
I'm in love! [G] (pause) I'm All Shook Up.
Uh uh [C] huh, [D7] mmm yeah [G] yeah, yeah.

My [C] tongue gets tied when I [C] try to speak,
my [G] insides shake like a [G] leaf on a tree
There's [C] only one cure for this [C] body of mine
That's to [D7] have the girl [D7] that I love so fine

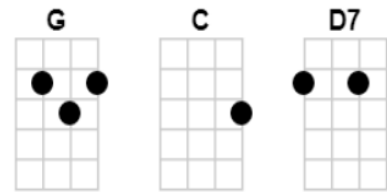
She [G] touched my hand, what a [G] chill I got,
her [G] lips are like a [G] volcano that's hot
I'm [G] proud to say that she's my [G] buttercup,
I'm in love! [G] (pause) I'm All Shook Up.

Uh uh [C] huh, [D7] mmm yeah [G] yeah, yeah.
Uh uh [C] huh, [D7] mmm yeah [G] yeah, yeah.
Uh uh [C] huh, [D7] mmm yeah [G] yeah, yeah.
.... I'm [G] All / Shook / Up.

The Wild Rover – Dubliners

3/4 Time

Strum ↓ ↓↑ ↓↑



I've [G] been a wild rover for many a [C] year
I [G] spent all me [C] money on [D7] whiskey and [G] beer
But [G] now I'm returning with gold in great [C] store
And [G] I never will [C] play the [D7] wild rover no [G] more

chorus:

And it's [D7] no nay never, [G] no nay never no [C] more
Will I [G] play the wild [C] rover, no [D7] never, no [G] more

I [G] went in to an alehouse I used to fre [C] quent
And I [G] told the land [C] lady me [D7] money was [G] spent
I [G] asked her for credit, she answered me [C] "Nay!"
"Such [G] custom as [C] yours I could [D7] have any [G] day!"

chorus

And it's [D7] no nay never, [G] no nay never no [C] more
Will I [G] play the wild [C] rover, no [D7] never, no [G] more

I [G] took out of me pocket ten sovereigns [C] bright
And the [G] landlady's [C] eyes opened [D7] wide with de [G] light
She [G] said: "I have whiskeys and wines on the [C] best!
And the [G] words that I [C] told you were [D7] only in [G] jest!"

chorus

And it's [D7] no nay never, [G] no nay never no [C] more
Will I [G] play the wild [C] rover, no [D7] never, no [G] more

I'll go [G] home to my parents, confess what I've [C] done
And [G] ask them to [C] pardon their [D7] prodigal [G] son
And [G] when they've caressed me as oftimes be [C] fore
I [G] never will [C] play the wild [D7] rover no [G] more.

Chorus x 2

And it's [D7] no nay never, [G] no nay never no [C] more
Will I [G] play the wild [C] rover, no [D7] never, no [G] more

G G7 G

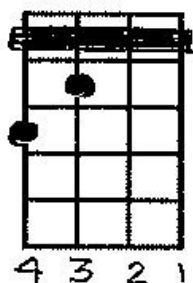
The B Flat (Bb) Chord

Two chord songs in the key of F use chords F and C7. For a three chord song the third chord needed is Bb. This often proves to be a tricky chord for beginners and, for some, remains so throughout their playing careers!

There are (at least) 3 ways to form the Bb chord.

Way 1: Using a full barre

Here the index finger is used to fret all four strings at the first fret
The middle finger frets string 3 at fret 2. The ring finger frets string 4 at fret 3 :-



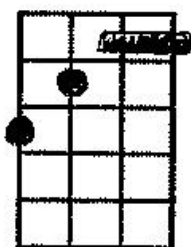
index

or 3211

Using a full barre requires a strong index finger and needs lots practice

Way 2: Using a half barre

As above, the middle finger frets string 3 at fret 2 and the ring finger frets string 4 at fret 3 :-



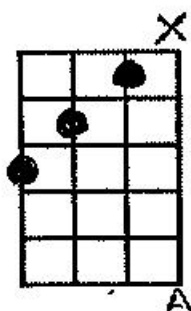
index

or 3211

Using the index finger to barre strings 1 and 2
Some find this easier than the full barre but again it needs lots practice

Way 3: "Cheat" version

This is a 3-string chord and will sound right if the top (A) is not played.
This is easier to do by using downstrokes only when strumming



or 321X (X = not played)

THREE CHORD PROGRESSION : in the key of F (practice sheet)

Three-chord songs in the key of F use the chords F; C7 and Bb.

(At this stage, though you should be practising the full or half-barre versions, it will suffice to use the easier three-string ("cheat") version of Bb).

For these chord sequences : (1) F Bb C7 F

(2) F C7 Bb F

Strum ↓↑↓↑ (**DUDU**) : (a) 4 times per chord (16 strums)

(b) 2 times per chord (8 strums)

(c) 1 time per chord (4 strums)

Repeat all above but in 3/4 time (DUD) (12; 6 and 3 strums)

Try this now: -

(Which time signature is it in?)

Happy [F] birthday to [C7] you

Happy birthday to [F] you.

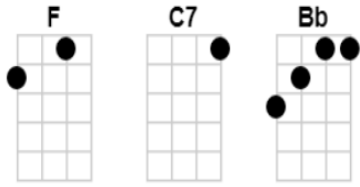
Happy birthday dear [Bb]

Happy [F] birthday [C7] to [F] you!

(This, the most popularly-rendered song in the world is in 3/4 time and, amazingly, usually always sung in the key of F!!)

Jamaica Farewell

Harry Belafonte



[F] Down the way where the [Bb] lights a gay
And the [F] sun shines [C7] daily on the [F] mountaintop
I took a trip on a [Bb] sailing ship
And when I [F] reached [C7] Jamaica I [F] made a stop

Chorus:

But I'm [F] sad to say I'm [Bb] on my way
[C7] Won't be back for [F] many a day
[F] My heart is down My head is [Bb] turning around
I had to [F] leave a little [C7] girl in [F] Kingston town

[F] Down at the market [Bb] you can hear
Ladies [F] cry out [C7] what on their [F] heads they bear
Akee rice salt and [Bb] fish are nice
And the [F] rum tastes [C7] fine any [F] time of year

Chorus

But I'm [F] sad to say I'm [Bb] on my way
[C7] Won't be back for [F] many a day
[F] My heart is down My head is [Bb] turning around
I had to [F] leave a little [C7] girl in [F] Kingston town

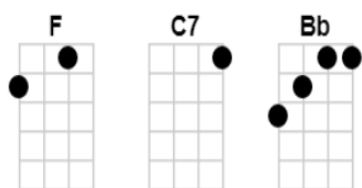
[F] Sounds of laughter [Bb] everywhere
And the [F] dancing [C7] girls swaying [F] to and fro
I must declare my [Bb] heart is there
Though I've [F] been from [C7] Maine to [F] Mexico

Chorus x 2

But I'm [F] sad to say I'm [Bb] on my way
[C7] Won't be back for [F] many a day
[F] My heart is down My head is [Bb] turning around
I had to [F] leave a little [C7] girl in [F] Kingston town

Streets of Laredo

Marty Robbins



3/4 Time

As [F] I walked [C7] out in the [F] streets of La- [C7] -redo
As [F] I walked [Bb] out in Lar- [F] -edo one [C7] day
I [F] spied a young [C7] cowboy all wrapped [F] up in white [C7] linen
[F] Wrapped in white [Bb] linen as [C7] cold as the [F] clay

Oh [F] beat the drums slowly and [Bb] play the pipe lowly
[F] Sing the Death March as you [C7] carry me along
Take [F] me to the valley there [Bb] lay the sod o'er me
[F] I'm a young cowboy and [C7] know I've done [F] wrong

I [F] see by your [C7] outfit that [F] you are a [C7] cowboy
These [F] words he did [Bb] say as I [F] boldly walked [C7] by
Come [F] sit down be- [C7] -side me and [F] hear my sad [C7] story
Got [F] shot in the [Bb] breast and I [C7] know I must [F] die

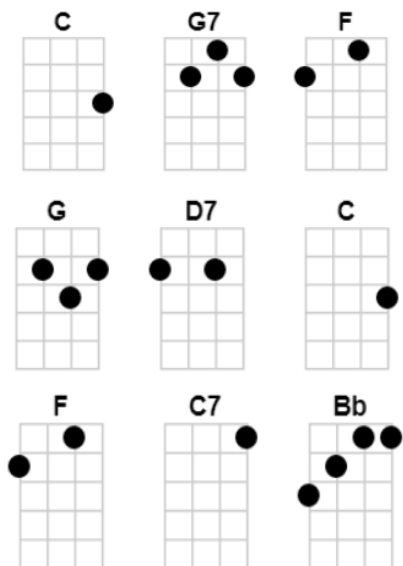
Go [F] fetch me some [C7] water a [F] cool cup of [C7] water
To [F] cool my parched [Bb] lips then the [F] poor cowboy [C7] said
Be- [F] -fore I re- [C7] -turned his [F] spirit had [C7] left him
Had [F] gone to his [Bb] Maker, the [F] cow- [C7] -boy was [F] dead

Oh [F] beat the drums slowly and [Bb] play the pipe lowly
[F] Sing the Death March as you [C7] carry me along
Take [F] me to the valley there [Bb] lay the sod o'er me
[F] I'm a young cowboy and [C7] know I've done [F] wrong F↓

One Song: 3 Keys.

Down by the Riverside

Patty Smith Hill, Mildred J Hill



I'm gonna [1] lay down my sword and shield down by the riverside,
[2] Down by the riverside. [1] Down by the riverside
I'm gonna lay down my sword and shield down by the riverside,
and [2] study war no [1] more

Chorus:

I ain't a-gonna [3] study war no more,
I ain't a-gonna [1] study war no more
I [2] ain't a-gonna study war no [1] more,
I ain't a-gonna [3] study war no more,
I ain't a-gonna [1] study war no more
I [2] ain't a-gonna study war no [1] more. [3] [1]

[1] [2] [3]

or [C] [G7] [F]
or [G] [D7] [C]
or [F] [C7] [Bb]

Four Chord Progression

Practice Sheet

There are thousands of songs containing just three chords.
Adding a 4th chord adds even more interest to a song.

A very common technique is to use the relative minor chord in a scale to boost the usual 3 chord progression.

- In the key of C the relative minor is the chord Am(inor).
So the (new) 4 chord progression us:

C Am F G7

- In the key of G the relative minor is the chord Em(inor).
and the progression us:

G Em C D7

- In the key of F the relative minor is the chord Dm(inor).
and the progression us:

F Dm Bb C7

Sequences such as these were very common in the late 50s and 60s era. It was known as the Doo-Wop progression

For each of these sequences: 1) C — Am — F — G7 — C

2) G — Em — C - D7 - G

3) F — Dm — Bb - C7 - F

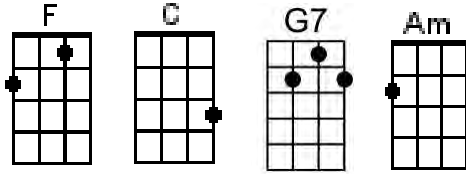
Strum (DUDU ↓↑↓↑) a) 4 times per chord
4 / 4 time b) 2 timesper chord (!)
c) 1 time per chord (!!)

Now try repeating all this in 3/4 time (DUD ↓↑↓)

Mairi's Wedding

John Roderick Bannerman 1934

written in [Gaelic](#) by John Roderick Bannerman (1865–1938) for Mary C. MacNiven (1905–1997) on the occasion of her winning the gold medal at the [National Mòd](#) in 1934



CHORUS:

[C] Step we gaily [Am] on we go [F] Heel for heel and [G7] toe for toe
[C] Arm in arm and [Am] row and row [F] All for Mairi's [G7] wedding

[C] Over hillways, [Am] up and down [F] Myrtle green and [G7] bracken brown
[C] Past the shielings [Am] through the town [F] All for the sake of [G7] Mairi

CHORUS

[C] Step we gaily [Am] on we go [F] Heel for heel and [G7] toe for toe
[C] Arm in arm and [Am] row and row [F] All for Mairi's [G7] wedding

[C] Red her cheeks as [Am] rowans are [F] Bright her eye as [G7] any star
[C] Fairest of them [Am] all by far [F] Is our darlin' [G7] Mairi

CHORUS

[C] Step we gaily [Am] on we go [F] Heel for heel and [G7] toe for toe
[C] Arm in arm and [Am] row and row [F] All for Mairi's [G7] wedding

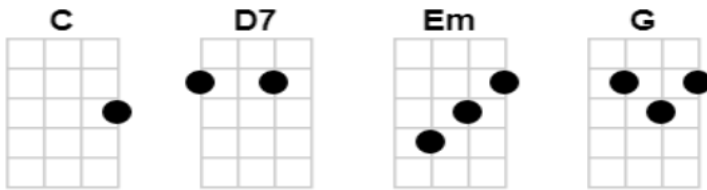
[C] Plenty herring, [Am] plenty meal [F] Plenty peat to [G7] fill her creel
[C] Plenty bonnie [Am] bairns as well [F] That's the toast for [G7] Mairi

CHORUS

[C] Step we gaily [Am] on we go [F] Heel for heel and [G7] toe for toe
[C] Arm in arm and [Am] row and row [F] All for Mairi's [G7] wedding

Stand by Me

Ben E King writer: Ben E King, Jerry Leiber & Mike Stoller



Intro: [G] [Em] [C] [D7] [G]

[G] When the night has come [Em] and the land is dark
And the [C] moon is the [D7] only light we'll [G] see
[G] No I won't be afraid no I [Em] won't be afraid
Just as [C] long as you [D7] stand stand by [G] me

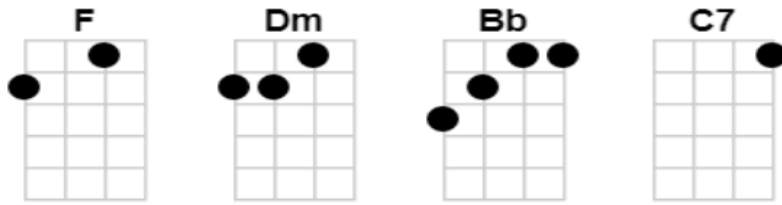
[G] So darling darling stand by me oh [Em] stand by me
Oh [C] stand, [D7] stand by me, stand by [G] me

[G] If the sky that we look upon
[Em] Should tumble and fall
Or the [C] mountain should [D7] crumble to the [G] sea
[G] I won't cry I won't cry no I [Em] won't shed a tear
Just as [C] long as you [D7] stand, stand by [G] me

[G] And darling darling stand by me oh [Em] stand by me
Oh [C] stand [D7] stand by me stand by [G] me

[G] And darling darling stand by me oh [Em] stand by me
Oh [C] stand [D7] stand by me stand by [G] me

Teenager in Love Dion and The Belmonts, writer: Doc Pomus, Mort Shuman



Intro: [F] [Dm] [Bb] [C7] (first line of first verse)

[F] Each time we [Dm] have a quarrel, [Bb] it almost [C7] breaks my heart
 [F] Cause I am [Dm] so afraid [Bb] that we will [C7] have to part
 [F] Each night I [Dm] ask .. the [Bb] stars up a- [C7] -bove
 [F] (PAUSE) Why must I be-ee a teenager in love? [C7]

[F] One day I [Dm] feel so happy . [Bb] next day I [C7] feel so sad
 [F] I guess I'll [Dm] learn to take . [Bb] the good [C7] with the bad
 [F] Each night I [Dm] ask .. the [Bb] stars up a- [C7] -bove
 [F] (PAUSE) Why must I be-ee a teenager in love? [C7]

[Bb] I cried a [C7] tear . [Bb] for nobody but [C7] you
 [Bb] I'll be a [C7] lonely one if [Bb] you should say were [C7] through

[F] Well if you want to [Dm] make me cry .. [Bb] that won't be [C7] hard to do
 [F] And if you [Dm] say goodbye .. [Bb] I'll still go on [C7] loving you
 [F] Each night I [Dm] ask .. the [Bb] stars up a- [C7] -bove
 [F] (PAUSE) Why must I be-ee a teenager in love? [C7]

[Bb] I cried a [C7] tear . [Bb] for nobody but [C7] you
 [Bb] I'll be a [C7] lonely one if [Bb] you should say were [C7] through

[F] Well if you want to [Dm] make me cry .. [Bb] that won't be [C7] hard to do
 [F] And if you [Dm] say goodbye .. [Bb] I'll still go on [C7] loving you
 [F] Each night I [Dm] ask .. the [Bb] stars up a- [C7] -bove
 [F] (PAUSE) Why must I be-ee a teenager in love? [C7]

[F] Why must I [Dm] be-ee a [Bb] teenager in [C7] love, (x3 .. ending on F)

4 Chord Progression in different keys

Where Have All the Flowers Gone

Pete Seeger

[1] Where have all the [2] flowers gone, [3] long time [4] passing?
[1] Where have all the [2] flowers gone, [3] long time [4] ago?
[1] Where have all the flowers [2] gone?
[3] Young girls picked them [4] everyone.
[3] When will they ever [1] learn? [3] When will they [4] ever [1] learn?

[1]	[2]	[3]	[4]
[C]	[Am]	[F]	[G7]
		or	
[G]	[Em]	[C]	[D7]
		or	
[F]	[Dm]	[Bb]	[C7]

Song Summary



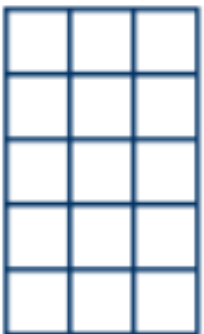
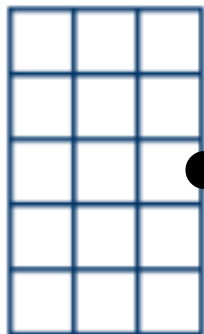
Progression Key		2 Chord	3 Chord	4 Chord
C	Chords	C G7	C F G7	C Am F G7
	Example	Whole World in his hands	Blowin in the Wind	Mairi's Wedding
G	Chords	G D7	G C D7	G Em C D7
	Example	Down in the Valley	Wild Rover (3/4)	Stand by Me
F	Chords	F C7	F Bb C7	F Dm Bb C7
	Example	Jambalaya	Jamaica Farewell	Teenager in Love





Appendix


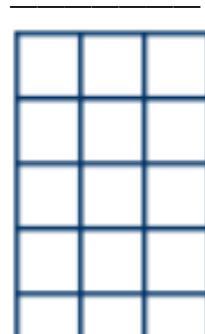


Contents	Page
Chord Diagrams	34
Allouette	35
Row Row Row Your Boat	35
Three Blind Mice	35
Tom Dooley	35
Place in the Choir	36
Feelin Groovy	37
Spanish Pipedream	38
Once in Royal David's City	39
Kumbaya	40
Lion Sleeps Tonight	41
Wonderful World	42
Please Mr Postman	43
Twisting the Night Away	44
Lonely This Christmas	45
Let's Twist Again	46
Sea of Heartbreak	47
Uke Strumming Patterns	48
Ten Top Tips	50





CHORDS

_____C_____









MORE TWO-CHORD SONGS

(selected from list on P.14 of workbook)

Alouette (4/4 time)

[C] Alouette, [G7] gentile Alou-[C]-ette, Alouette,
[G7] je te plume-[C]-rai
Je te plumerai la [G7] tete, je te plumerai la [C] tete
Et la [G7] tete, et la tete, Alouette, Alouette
Ooooooooooh, [C] Alouette, [G7] gentile Alou-[C]-ette
Alouette, [G7] je te plume-[C]-rai.

Row, Row, Row Your Boat (4/4 time)

[G] Row, row, row your boat [D7] gently down the [G] stream
Merrily, merrily, merrily, [D7] life is but a [G] dream
Row, row, row your boat [D7] gently down the [G] river
If you see a polar bear [D7] don't forget to [G] shiver.

Three Blind Mice (4/4 time) *Quick changes!!!*

[F] Three [C7] blind [F] mice, [F] three [C7] blind [F] mice
[F] See [C7] how they [F] run, [F] see [C7] how they [F] run
They [F] all ran [C7] after the [F] farmer's [C7] wife
Who [F] cut off their [C7] tails with a [F] carving [C7] knife
Did [F] ever you [C7] see such a [F] thing in your [C7] life ?
As [F] three [C7] blind [F] mice.

Tom Dooley (4/4 time)

[C] Hang down your head Tom Dooley,
Hang down your head and [G7] cry
Hang down your head Tom Dooley
Poor boy you're going to [C] die.

A PLACE IN THE CHOIR

Bill Staines (1979)

All [chords] = 2 beats

1234 1

g a b [C] [C] [C] **C↓** *g a b*

Chorus: [C] All God's creatures got a [C] place in the choir, [G7] some sing low
[C] Some sing higher, some [F] sing out loud on the [C] telephone wire
[G7] Some just clap their **C↓** hands, **C↓** paws, **C↓** anything they **C↓** got now.

[C] Listen to the bass it's the [C] one on the bottom
Where the [G7] bullfrog croaks and the [C] hippopotamus
[F] Moans and groans with a [C] big to-do, the [G7] old cow just goes [C] moo

g a b The [C] dogs and the cats they [C] take up the middle
Where the [G7] honey bee hums and the [C] crickets fiddle
The [F] donkey brays and the [C] pony neighs, the [G7] old coyote [C] howls.

g a b

Chorus: [C] All God's creatures got a [C] place in the choir, [G7] some sing low
[C] Some sing higher, some [F] sing out loud on the [C] telephone wire
[G7] Some just clap their **C↓** hands, **C↓** paws, **C↓** anything they **C↓** got now.
Instr: [C] All God's creatures got a [C] place in the choir, [G7] some sing low + kazoos
[C] Some sing higher, some [F] sing out loud on the [C] telephone wire
[G7] Some just clap their **C↓** hands, **C↓** paws, **C↓** anything they **C↓** got now.

[C] Listen to the top where the [C] little birds are singing
All the [G7] melodies with the [C] high notes ringing
The [F] hoot owl cries over [C] everything and the [G7] blackbird disa-[C]-grees

g a b [C] Singing in the night-time [C] singing in the day
The [G7] little duck quacks and he's [C] on his way
The [F] otter ain't got [C] much to say and the [G7] porcupine talks to him-[C]-self

g a b

Chorus: [C] All God's creatures got a [C] place in the choir, [G7] some sing low
[C] Some sing higher, some [F] sing out loud on the [C] telephone wire
[G7] Some just clap their **C↓** hands, **C↓** paws, **C↓** anything they **C↓** got now.
Instr: [C] All God's creatures got a [C] place in the choir, [G7] some sing low + kazoos
[C] Some sing higher, some [F] sing out loud on the [C] telephone wire
[G7] Some just clap their **C↓** hands, **C↓** paws, **C↓** anything they **C↓** got now.

[C] It's a simple song of living [C] sung everywhere
By the [G7] ox and the fox and the [C] grizzly-bear
The [F] grumpy alligator and the [C] hawk above,
The [G7] sly old weasel and the [C] turtle dove

Chorus: [C] All God's creatures got a [C] place in the choir, [G7] some sing low
[C] Some sing higher, some [F] sing out loud on the [C] telephone wire
[G7] Some just clap their **C↓** hands, **C↓** paws, **C↓** anything they **C↓** got now.

Chorus: [C] All God's creatures got a [C] place in the choir, [G7] some sing low
[C] Some sing higher, some [F] sing out loud on the [C] telephone wire
[G7] Some just clap their **C↓** hands, **C↓** paws, **C↓** anything they **C↓** got now.

[G7] Some just clap their [C] hands, [G7] some just clap their **C↓** hands **G7↓** **C↓**

ALL [chords] = 2 beats

1..2 1212

[F] [C] [G7] [C] x 2

[F] Slow [C] down, you [G7] move too [C] fast

[F] You got to [C] make the [G7] morning [C] last

Just [F] kicking [C] down the [G7] cobble [C] stones

[F] Looking for [C] fun and [G7] feelin' [C] groovy [F] [C] [G7] [C]

Ba ba da, [F] ba ba [C] ba ba [G7] feelin' [C] groovy [F] [C] [G7] [C]

[F] Hello [C] lamp-post, [G7] what cha [C] knowin'?

[F] I've come to [C] watch your [G7] flowers [C] growin'

[F] Ain't cha [C] got no [G7] rhymes for [C] me?

[F] Doot'n [C] 'do-doo, [G7] feelin' [C] groovy [F] [C] [G7] [C]

Ba ba da, [F] ba ba [C] ba ba [G7] feelin' [C] groovy [F] [C] [G7] [C]

I've got [F] no deeds to [C] do, no [G7] promises to [C] keep

I'm F/// dappled and C/// drowsy and G7/// ready to C/// sleep

Let the F/// morning time C/// drop all its G7/// petals on C/// me

[F] Life, I [C] love you, [G7] all is [C] groovy [F] [C] [G7] [C]

Ba ba da, [F] ba ba [C] ba ba [G7] feelin' [C] groovy [F] [C] [G7] [C]

Ba ba da [F] daa daa [C] daa daa [G7] daa daa [C] daa

Ba ba da [F] daa daa [C] daa daa [G7] daa daa [C] daa

Ba ba da [F] daa daa [C] daa daa [G7] daa daa [C] daa

[F] [C] [G7] [C] [F] [C] [G7] **C↓**

1234 1

d e f # [G] [G] **[G] G↓** *d e f #*

She was a [G] level-headed [G] dancer on the [C] road to alco-[C]-hol
 And [D7] I was just a [D7] soldier on my [D7] way to Montre- [G] al
 Well she [G] pressed her chest [G] against me
 About the [C] time the juke box [C] broke
 Yeah, she [D7] give me a peck on the [D7] back of the neck
 And [D7] these are the words she G↓ spoke

Chorus

[N/C] Blow up your [G] TV, [G] throw away your [G] paper
 Go to the [D7] country, [D7] build you a [G] home [G]
 Plant a little [G] garden, [G] eat a lot of [G] peaches
 Try and find [D7] Jesus, on your [G] own [G] [D7] [D7] [G] [G]

Well, I [G] sat there at the [G] table, and I [C] acted real nai-[C]-ve
 For I [D7] knew that topless [D7] lady, had [D7] somethin' up her [G] sleeve
 Well, she [G] danced around the [G] bar room, she [C] did the hoochy-[C]-coo
 Yeah, [D7] singing her song, [D7] all night long, [D7] tellin' me what to G↓ do

Chorus

[N/C] Blow up your [G] TV, [G] throw away your [G] paper
 Go to the [D7] country, [D7] build you a [G] home [G]
 Plant a little [G] garden, [G] eat a lot of [G] peaches
 Try and find [D7] Jesus, on your [G] own [G] [D7] [D7] [G] [G]

Well [G] I was young and [G] hungry, and a- [C] bout to leave that [C] place
 When [D7] just as I was [D7] leavin', well she [D7] looked me in the [G] face
 I said [G] "You must know the [G] answer"
 She said [C] "No but I'll give it a [C] try"
 And to [D7] this very day we've been [D7] livin' our way
 And [D7] here is the reason G↓ why


Chorus

[N/C] We blew up our [G] TV, [G] threw away our [G] paper
 Went to the [D7] country, [D7] built us a [G] home [G]
 Had a lot of [G] children, [G] fed 'em on [G] peaches
 They all found [D7] Jesus on their [G] own
 They all found [D7] Jesus on their [G] own G↓ C↓ G↓

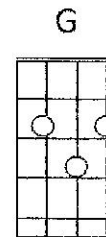


Once in Royal David's City *for ukulele* Level 2

Key: G Timing: slow 4/4 strum (*One, 2,3,4, etc*)

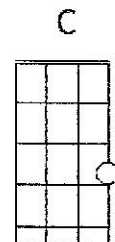
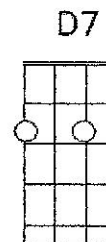


1. Once in roy-al David's city,
 (G) D7 G
 stood a low-ly cattle shed,
 (G) /
 where a mo-ther laid her baby
 (G) D7 G
 in a ma-nger for His bed.
 C G D7 G
 Mary was- that mother mild,
 C G D7 G
 Jesus Christ- her little child



*Starting note: [^](D
 - but lower octave)

2. He came down- to earth from heaven
 (G) D7 G
 Who is God- and Lord of all
 (G) /
 And His shel-ter was a stable
 (G) D7 G
 And His cra-dle was a stall
 C G D7 G
 With the poor- and mean and lowly
 C G D7 G
 Lived on earth- our Savior holy



3. And our eyes- at last shall see Him
 (G) D7 G
 Through His own- re-deeming love
 (G) /
 For that Child- so dear and gentle
 (G) D7 G
 Is our Lord- in heaven a-bove
 C G D7 G
 And He leads- His children on
 C G D7 G
 To the place- where He is gone

/ = another bar
 of the same chord

Kumbaya ([midi](#))

1. Kumbaya, my Lord, Kumbaya,
 Kumbaya, my Lord, Kumbaya,
 Kumbaya, my Lord, Kumbaya, oh, Lord, Kumbaya.

2. Someone`s singing, Lord, Kumbaya,
 someone`s singing, Lord, Kumbaya.
 Someone`s singing, Lord, Kumbaya, oh Lord, Kumbaya.

3. Someone`s praying, Lord, Kumbaya,
 Someone`s praying, Lord, Kumbaya.
 Someone`s praying, Lord, Kumbaya, oh Lord, Kumbaya.

4. Someone`s crying, Lord, Kumbaya,
 someone`s crying, Lord, Kumbaya.
 Someone`s crying, Lord, Kumbaya, oh, Lord, Kumbaya.

5. Someone`s sleeping Lord, Kumbaya,
 someone`s sleeping, Lord, Kumbaya.
 Someone`s sleeping, Lord, Kumbaya, oh, Lord, Kumbaya.

6. = 1.

(Joan Baez)

The lion sleeps tonight (TheTokens) (orig. = capo 1st)

F Bb F - C7
Weeheeheehee dee heeheeheehee weeoh aweem away.

F Bb F - C7
Weeheeheehee dee heeheeheehee weeoh aweem away.

F Bb
Aweem away, aweem away, aweem away, aweem away,
F C7
aweem away, aweem away, aweem away, aweem away. (2x)

F Bb F C7
1. In the jungle, the mighty jungle, the lion sleeps tonight.

F Bb F C7
In the jungle, the mighty jungle, the lion sleeps tonight.

F Bb
Aweem away, aweem away, aweem away, aweem away,
F C7
aweem away, aweem away, aweem away, aweem away. (2x)

F Bb F C7
2. Near the village, the peaceful village, the lion sleeps tonight.

F Bb F C7
Near the village, the quiet village, the lion sleeps tonight.

F Bb
Aweem away, aweem away, aweem away, aweem away,
F C7
aweem away, aweem away, aweem away, aweem away. (2x)

F-Bb F - C7
+ Ha ha ha ha, ha ha ha ha. (2x)

F Bb F C7
3. Hush, my darling, don't fear, my darling, the lion sleeps tonight

F Bb F C7
Hush, my darling, don't fear, my darling, the lion sleeps tonight

F Bb
Aweem away, aweem away, aweem away, aweem away,
F C7
aweem away, aweem away, aweem away, aweem away. (2x)

F Bb F - C7
Weeheeheehee dee heeheeheehee weeoh aweem away.

F Bb F - C7
Weeheeheehee dee heeheeheehee weeoh aweem away.....

Sam Cooke

1. Don't know much about history, don't know much biology,
don't know much about a science book,
don't know much about the French I took.
But I do know that I love you, and I know that if you love me, too,
what a wonderful world this would be.

+ Now I don't claim to be an A-student, but I'm tryin to be,
so maybe by being an A-student, baby, I can win your love for me.

+ La ta ta ta ta ta (history), who woe woe woe woe (biology)
la ta ta ta ta ta (science book), oh woe woe woe woe (French I took)
But I do know that I love you, and I know that if you love me, too,
what a wonderful world this would be.

Page 42 of 50

Please, Mr Postman

The Carpenters

C -----
Stop ! Oh yes, wait a minute Mister Postman !
Am -----
Wait ! Wai-ai-ai-ait Mister Postman !
C
Please, Mister Postman, look and see,
Am
oh yeah, if there's a letter in your bag for me
F
(please, please.....) why's it takin' such a long time,
G7
oh yeah, for me to hear from that boy of mine.

C - Am
1. **There must be some word tod...ay,**

from my boyfriend, so far away,
F
please, Mister Postman, look and see,
G7
if there's a letter, a letter for me.

C
2. I've been standin' here waitin', Mister Postman,
Am
so-ou-ou patiently,
F
for just a card, or just a letter,
G7
sayin' he's returnin' home to me.

C
Mister Postman, look and see,
Am
oh yeah, if there's a letter in your bag for me
F
(please, please.....) why's it takin' such a long time,
G7
oh yeah, for me to hear from that boy of mine.

C-Am -F-G7
Ahh!

C - Am
3. **So many days you passed me b.....y,**

see the tears standin' in my eyes,
F
you didn't stop to make me feel better,
G7
by leavin' me a card or a letter.

C
Mister Postman, look and see,
Am
oh yeah, if there's a letter in your bag for me
F
(please, please.....) why's it takin' such a long time,
G7
why don 't you shake it and see, one more time for me ?

C
You gotta wait a minute, wait a minute,
Am
wait a minute, wait a minute, ooh,
F
Mister Postman, Mister Postman, look and see,
G7
c'mon deliver the letter, the sooner the better.
C - Am F - G7
Ahh ! Mister Postman ! Ahh !
C-Am F-G7
Ah !

Twistin' the night away Sam Cooke (orig. = no capo; live = capo 1st)

G ~

1. Let me tell you about a place, ^G somewhere up New York way, ^{- Em}
^C where the people are so gay, ^{D7} twistin' the night away. ^{D7}

^G Here they have a lot of fun, ^{- Em} putting trouble on the run,
^C man, you'll find the old and young ^{D7} twistin' the night away. ^G They're...

^G Twistin', twistin', everybody's feeling great,
^C twistin', twistin', they're twistin' the night away. ^{D7} ^G

2. Here's a man in evening clothes, ^G how he got here I don't know, ^{- Em}
^C man, you wanna see him go, ^{D7} twistin' the night away. ^{D7}

^G He's dancing with a chick in slacks, ^{- Em} she's moving up and back,
^C oh man, there ain't nothing like ^{D7} twistin' the night away. ^G They're ...

^G Twistin' twistin', everybody's feeling great,
^C they're twistin' twistin', they're, twistin' the night, let's twist awhile ! ^{D7} ^{D7}

+ ^G Lean up, lean back, lean up, lean back, ^{Em} ^C ^{D7}
^G Watusi, now fly, now twist, ^{Em} ^C ^{D7} they're twistin' the night away. ^G

3. Here's a fella in blue jeans, ^G dancing with an older queen, ^{- Em}
^C who's dolled up in a diamond ring and ^{D7} twistin' the night away. ^{D7}
^G Man you gotta see her go, ^{- Em} twistin' to the Rock and Roll,
^C here you'll find the young and old, ^{D7} twistin' the night away. ^G They're ...

^G Twistin' twistin' man, everybody's feeling great,
^C they're twistin' twistin', they're twistin' the night, one more time. ^{D7} ^{D7}

+ ^G Lean up, lean back, lean up, lean back, ^{Em} ^C ^{D7}
^G Watusi, now fly, now twist ^{Em} ^C

Lonely this Christmas

MUD

1. ^{G-Em-C-D7} ^{G-Em-C-D7} ^G ^C ^{D7}
Try to imagine a house that's not a home,
^G ^C ^{D7}
try to imagine a Christmas all alone.
^G ^{Em} ^C ^{D7}
That's where I'll be, since you left me my tears could melt the snow.
^G ^{Em} ^C ^{D7}
What can I do without you ? I've got no place, no place to go.

^G ^{Em} ^C ^{D7}
It'll be lonely this Christmas, without you to hold,
^G ^{Em} ^C ^{D7}
it'll be lonely this Christmas, lonely and cold.
^G ^{Em} ^C ^{D7} ^G - C-G-D7
It'll be cold, so cold, without you to hold, this Christmas.

^G ^C ^{D7}
2. Each time I remember the day you went away,
^G ^C ^{D7}
and how I would listen to the things you have to say.
^G ^{Em} ^C ^{D7}
I just break down, as I look around and the only things I see,
^G ^{Em} ^C ^{D7}
are emptiness and loneliness, and an unlit Christmas tree.

^G ^{Em} ^C ^{D7}
It'll be lonely this Christmas, without you to hold,
^G ^{Em} ^C ^{D7}
it'll be lonely this Christmas, lonely and cold.
^G ^{Em} ^C ^{D7} ^G - C-G-D7
It'll be cold, so cold, without you to hold, this Christmas.

^G ^C ^{-D7}
2. (spoken:) You remember last year, when you and I were together.
^G ^C ^{D7}
We never thought there'd be an end, and I remember looking at you then.
^G ^{Em}
And I remember thinking that Christmas must have been made for us,
^C ^{D7} ^G ^{- Em}
'cos darlin', this is the time that you really, you really need love.
^C ^{D7} ^G ^{Em}
When it means so very, very much. It'll be lonely this Christmas
^C ^{D7} ^G ^{Em} ^C ^{D7}
Without you to hold, it'll be lonely this Christmas, lonely and cold.
^G

^G ^{Em} ^C ^{D7}
It'll be lonely this Christmas, without you to hold,
^G ^{Em} ^C ^{D7}
it'll be lonely this Christmas, lonely and cold.
^G ^{Em} ^C ^{D7} ^G - C-G-D7
It'll be cold, so cold, without you to hold, this Christmas.

Merry Christmas, darling, wherever you are!

Let's twist again (Chubby Checker)

(F)

(spoken :) Come on everybody, clap your hands !
Aw, you're looking good !
I'm gonna sing my song, it won't take long,
we gonna do the twist and it goes like this :

1. C7 F Dm
Come on let's twist again like we did last summer,
 Bb C7
yeah, let's twist again like we did last year.
 F Dm
Do you remember when things were really hummin' ?
 Bb - C7 F
Yeah, let's twist again, twistin' time is here ! Yeah!

 Bb F
Around and round and up and down we go again,
 Bb C7
oh baby, make me know you love me so, then !
 F Dm
Let's twist again like we did last summer,
 Bb - C7 F C7
come on, let's twist again like we did last year !

F-Dm -Bb-C7

 F Dm
Who's that flyin' up there? Is it a bird? (NO)
 Bb - C7 F C7
Is it a plane? (NO) Is it the twister? (YEAH) Yeah!

C7 F Dm
1. Come on let's twist again like we did last summer,
 Bb C7
yeah, let's twist again like we did last year.
 F Dm
Do you remember when things were really hummin' ?
 Bb - C7 F
Yeah, let's twist again, twistin' time is here ! Yeah!

 Bb F
Around and round and up and down we go again,
 Bb C7
oh baby, make me know you love me so, then !
 F Dm
Let's twist again like we did last summer,
 Bb - C7 F C7
come on, let's twist again like we did last year !

 Bb - C7 Bb - F
Come on, let's twist again twistin' time is here !

(Don Gibson)

A7

1	

F - C7

1. The lights in the harbor (bom bom bom) don't shine for me,
(b. b. b. bom) I'm like a lost ship (bom bom bom) adrift on the sea.

----- F C7
Sea of heartbreak, lost love and loneliness
 F Bb
mem'ries of your caress, so divine, how I wish, you were mine
 F C7 ----- F
again my dear, I'm on this sea of tears, sea of heartbreak.

Bb C7
(Sea of heartbreak, heartbreak)

2. **F** **Dm** **Bb** **C7**
How did I lose you (bom bom bom), oh, where did I fail ?
 F **Dm** **Bb** **C7**
(b. b. b. bom) Why did you leave me (bom bom bom), always to sail ?

----- F C7
This Sea of heartbreak, lost love and loneliness
 F Bb
mem'ries of your caress, so divine, how I wish, you were mine
 F C7 ----- F Bb C7
 again my dear, I'm on this sea of tears, sea of heartbreak. Sea of heartbreak, oho

Bb - F
Oh, what I'd give to sail back to shore,
Bb A7
back to your arms once more !

3. Oh, come to my rescue (bom bom bom), come here to me,
(b.b.b.bom) Take me and keep me (bom bom bom) away from the sea.

----- F C7
Sea of heartbreak, lost love and loneliness
F Bb
mem'ries of your caress, so divine, how I wish, you were mine
F C7 ----- F Bb C7
again my dear, I'm on this sea of tears, sea of heartbreak. Sea of heartbreak, oho

It's the sea of heartbreak (Sea of heartbreak, oho)

UKES FOR ALL

UKE STRUMMING PATTERNS

The grids below show 'bars' of music divided into 4 beats (crochets) for each bar, where each beat is divided into 2 notes (quavers), making 8 notes to the bar. This is the most common timing for pop, rock and country songs. Count '1 and 2 and 3 and 4 and' etc. where the number is a down stroke and the 'and' is an up stroke. Start off slowly and gradually speed up as you learn each pattern.

Basic Shuffle 4/4 time

1 and	2 and	3 and	4 and
↓ ↑	↓ ↑	↓ ↑	↓ ↑
d u	d u	d u	d u

The very basic uke strum - down, up etc. Each 'note' or strum is of the same length, this is known as 'even time'.

Swing Shuffle 1 4/4 time

1 and	2 and	3 and	4 and
↓	↓ ↑	↓ ↑	↓ ↑
D	d u	d u	d u

Miss out the first 'and' and accent the first beat (in other words the note is longer) - this gives a syncopated skipping feel.
Song: 'Why Don't You Love Me'

Swing Shuffle 2 4/4 time

1 and	2 and	3 and	4 and
↓	↓	↓ ↑	↓ ↑
d	D	d u	d u

Miss out the first 2 'and's, and then on bars 3 & 4 say the word 'chugga'. Accent the 2nd beat. One of the most common strum patterns, especially in folkie type songs.
Song: 'Folsom Prison Blues'

Skip Shuffle 4/4 time

1 and	2 and	3 and	4 and
↓	↓	↓	↓ ↑
d	d	d	d u

Miss out the first 3 'and's and then put a 'chugga' on bar 4.
Song: Sweet Caroline.

Church Lick 01 4/4 time

1 and	2 and	3 and	4 and
↓	↓ ↑	↓	↓ ↑
d	d u	d	d u

Miss out the 'and's on bars 1 & 3.
Song: 'You Are My Sunshine'

Church Lick 02 4/4 time

1 and	2 and	3 and	4 and
↓ ↑	↓	↓ ↑	↓
d u	d	d u	d

This is a variation on the Church Lick. The 2nd & 4th 'ands' are missed out.

Country Strum 4/4 time

1 and	2 and	3 and	4 and
↓ <i>Clip</i>	↓ ↑	↓ <i>Clip</i>	↓ ↑
d	d u	d	d u

'Clip' the strings on the down stroke for bars 1 & 3, it's not a full strum.
Song: 'Turn, Turn, Turn'

Calypso 4/4 time

1 and	2 and	3 and	4 and
↓	↓ ↑	↑	↓ ↑
d	d u	u	d u

Combines the 2 Church Licks.
Song: 'Jamaica Farewell'

Strums that have the emphasis on the 2nd and 4th beat.

Back Beat 4/4 time

1	2	3	4
↓ ↑	↓ ↑	↓ ↑	↓ ↑
d u	D u	d u	D u

Put the emphasis on the 2nd and 4th beat
Song: 'Heroes'

Reggae 4/4 time

1	2	3	4
↓ ↑	↓ ↑	↓ ↑	↓ ↑
d u	D u	d u	D u

Emphasise the 2nd and 4th beat. The dashed lines mean the strings are muted to give a percussive sound.
Song: '3 Little Birds'

Strums for songs in 3/4 time and 2/4 time

Basic Waltz 3/4 time

1	2	3
↓ <i>Thumb</i>	↓	↓
t	d	d

Use your thumb to play the G string on the first beat, followed by 2 down strokes.

Full Waltz 3/4 time

1	2	3
↓	↓ ↑	↓ ↑
d	d u	d u

A full down stroke on the first beat, followed by down, up, down, up.
Song: 'Mull Of Kintyre'

Polka 2/4 time

1	2
↓ <i>Clip</i>	↓
d	D

'Clip' the 1st beat and then accent the 2nd.
Song: 'Its All Over Now'

All these strumming patterns are meant only as guides. Practice them by all means but you don't have to follow them slavishly. Don't let them constrain your playing. It's much better to listen to the music and feel the rhythms that come naturally.

"First you master your instrument, then you master the music; then you forget about all that and just play." - Charlie Parker

WAKEYLELE BEGINNERS :

10 TIPS FOR PROGRESSION

Happy to further your enjoyment of ukulele playing?
Here are some suggestions to facilitate your progress.

1. Contemplate purchasing a better instrument

- decide the size and the budget
- always try to inspect/play before you buy.

2. Keep the instrument in temperate conditions

- excessive levels of heat and humidity can damage it.

3. Keep your ukulele (more or less) in tune

- regularly check the tuning to avoid potential string damage

4. Learn how to change the strings

- buying new strings is a minefield
- fitting them requires some little expertise

5. Always adopt a comfortable position to play

- develop good posture to avoid unnecessary strains etc.
- practise playing standing-up using a music stand

6. Keep your fingernails short (ish)

- long nails diminish both left and right hand functions

7. Gradually amass a wider knowledge of chords

- remember the real skill here is to form them "cleanly"

8. Master the basic 2,3 and 4-chord progressions

- there are lots of other songs using simple chord sequences
- search them out before going on to more complex ones

9. Don't stress over strumming patterns

- you know the *basic* patterns work
- never forsake rhythm in attempting more complex patterns

10. Practise! Practise!! Practise!!!